


EZ Flood Quick Start Guide

How to quote EZ Flood in 10 easy steps

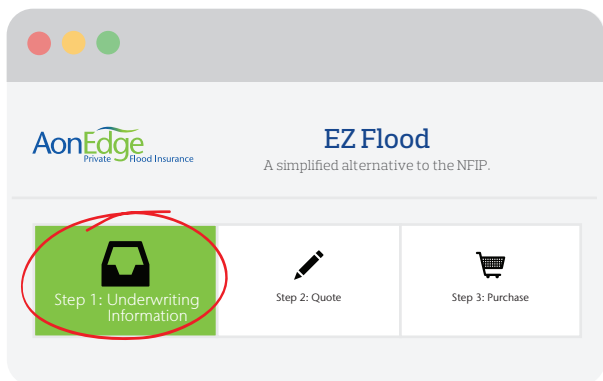
Login

to your WYO Carrier's
Flood Processing Platform



Click

the "Quote EZ Flood Now" button
(if a property is eligible the Quote
EZ Flood widget will appear)



Enter effective date, limits and additional coverages if applicable

in "Step 2 – Quote"



STEP 01



STEP 02



Enter

the insured's name and property
address information



This Property qualifies for
EZ FLOOD
Lender-accepted private
Primary flood insurance

**Explore the benefits of
EZ Flood today:**

- Higher limits
- No elevation certificate
required
- Save up to 38%

Quote EZ Flood Now!

STEP 03



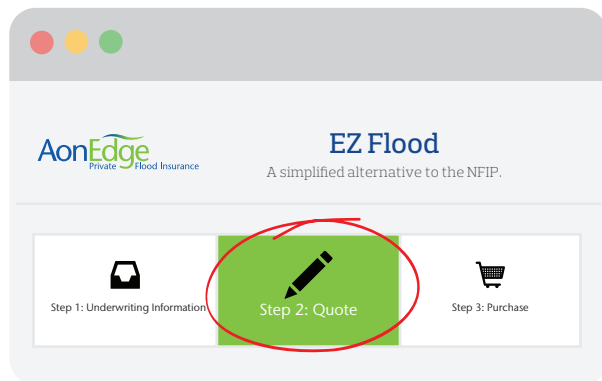
STEP 04



Complete all fields in "Step 1: Underwriting Information"



STEP 05



STEP
06

Review quote
select option to View/Print

Proceed to purchase
in "Step 3 – Purchase"

STEP
07

Form Number	Description	Date Added
EZ-101	EZ Application Form	01/01/2018
EZ-101	EZ Application Form	01/01/2018

STEP
08

Select "Sign Documents"
and select method for signing application

Sign application
and click complete

STEP
09

STEP
10

Select payment method
confirm Amount and click "Apply Payment" - You're done!

**It's quick and easy to quote
EZ Flood. Submit your quote
online today!**

Questions?
www.aonedge.com
ezflood@aon.com
1.888.281.0684

AonEdge
Private Flood Insurance